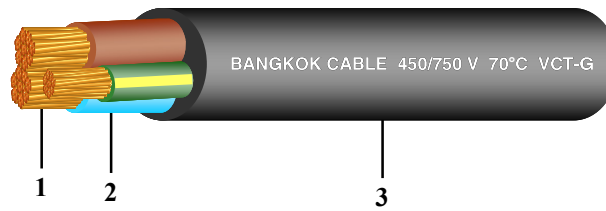


# 450/750 V 70°C VCT-G

2 CORES - PVC INSULATED AND SHEATHED CABLE, ROUND TYPE FLEXIBLE CONDUCTOR WITH GROUND



## Construction

- 1. Conductor : Bunch stranded annealed copper
- 2. Insulation : Polyvinyl chloride (PVC)  
Colour code : Phase - Blue, Brown  
Ground - Green/Yellow
- 3. Sheath : Polyvinyl chloride (PVC), Black colour

Standard :

TIS 11 Part 101-2559



Classification

- Maximum conductor temperature : 70°C
- Rated Voltage : 450/750 V
- AC test voltage : 2,500 V

Application

- Use for general purpose
- Use for connecting electric appliance
- Laid on cable trays
- Install in duct in ground or direct burial in ground

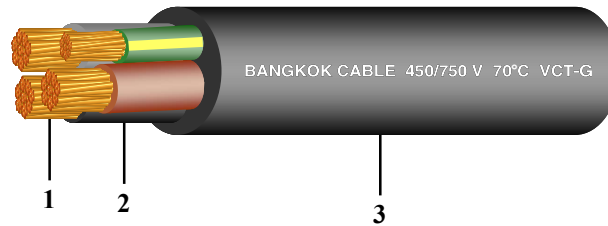
Products code	Conductor						Thickness of insulation		Thickness of sheath	Overall diameter	Insulation resistance at 70°C	Current rating in free air	Cable weight	Standard length
	Cross-sectional area		Dia. of wires		Diameter		Phase	Ground						
	mm <sup>2</sup>		mm (Max.)		mm (Approx.)				mm	mm (Max.)	MΩ.km (Min.)	A	kg/km (Approx.)	m
	Phase	Ground	Phase	Ground	Phase	Ground	Phase	Ground						
C6P302744012	1	1	0.21	0.21	1.31	1.31	0.8	0.8	1.2	10.0	0.0127	10	120	100/C
C6P3028N4012	1.5	1.5	0.26	0.26	1.58	1.58	0.8	0.8	1.4	12.0	0.0111	16	160	100/C
C6P3022P4012	2.5	2.5	0.26	0.26	2.04	2.04	0.8	0.8	1.4	13.0	0.0092	25	200	100/C
C6P302824012	4	4	0.31	0.31	2.59	2.59	0.9	0.9	1.6	15.5	0.0084	30	300	100/C
C6P302854012	6	6	0.31	0.31	3.60	3.60	0.9	0.9	1.8	17.5	0.0071	39	420	100/C
C6P302884011	10	10	0.41	0.41	4.79	4.79	1.1	1.1	2.0	21.5	0.0068	51	670	500/D
C6P302924011	16	16	0.41	0.41	5.88	5.88	1.1	1.1	2.4	25.0	0.0050	73	960	500/D
C6P302954011	25	16	0.41	0.41	7.32	5.88	1.3	1.1	2.6	28.5	0.0048	97	1,290	500/D
C6P302984011	35	16	0.41	0.41	8.61	5.88	1.3	1.1	2.8	31.5	0.0041	140	1,610	500/D

C = Packing in coil

D = Packing in drum

# 450/750 V 70°C VCT-G

3 CORES - PVC INSULATED AND SHEATHED CABLE, ROUND TYPE FLEXIBLE CONDUCTOR WITH GROUND



## Construction

- 1. Conductor : Bunch stranded annealed copper
- 2. Insulation : Polyvinyl chloride (PVC)  
Colour code : Phase - Brown, Black, Grey  
Ground - Green/Yellow
- 3. Sheath : Polyvinyl chloride (PVC), Black colour

Standard :

TIS 11 Part 101-2559



## Classification

- Maximum conductor temperature : 70°C
- Rated Voltage : 450/750 V
- AC test voltage : 2,500 V

## Application

- Use for general purpose
- Use for connecting electric appliance
- Laid on cable trays
- Install in duct in ground or direct burial in ground

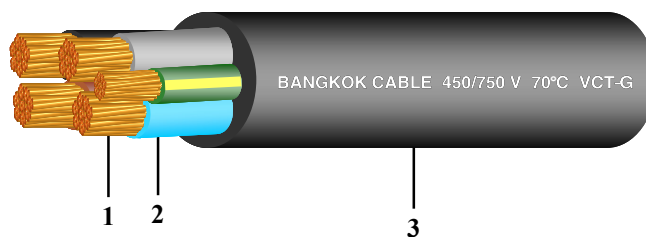
Products code	Conductor						Thickness of insulation		Thickness of sheath	Overall diameter	Insulation resistance at 70°C	Current rating in free air	Cable weight	Standard length
	Cross-sectional area		Dia. of wires		Diameter		Phase	Ground						
	mm <sup>2</sup>	mm (Max.)	mm (Approx.)	mm	mm	mm			MΩ.km (Min.)	A	kg/km (Approx.)	m		
C6P303744012	1	1	0.21	0.21	1.31	1.31	0.8	0.8	1.4	11.5	0.0127	10	160	100/C
C6P3038N4012	1.5	1.5	0.26	0.26	1.58	1.58	0.8	0.8	1.4	12.5	0.0111	16	190	100/C
C6P3032P4012	2.5	2.5	0.26	0.26	2.04	2.04	0.8	0.8	1.4	14.0	0.0092	25	250	100/C
C6P303824012	4	4	0.31	0.31	2.59	2.59	0.9	0.9	1.8	17.0	0.0084	26	380	100/C
C6P303854012	6	6	0.31	0.31	3.60	3.60	0.9	0.9	2.0	19.5	0.0071	34	540	100/C
C6P303884011	10	10	0.41	0.41	4.79	4.79	1.1	1.1	2.2	24.0	0.0068	47	860	500/D
C6P303924011	16	16	0.41	0.41	5.88	5.88	1.1	1.1	2.6	28.0	0.0050	63	1,220	500/D
C6P303954011	25	16	0.41	0.41	7.32	5.88	1.3	1.1	2.8	33.0	0.0048	83	1,670	500/D
C6P303984011	35	16	0.41	0.41	8.61	5.88	1.3	1.1	3.1	37.0	0.0041	102	2,110	500/D

C = Packing in coil

D = Packing in drum

# 450/750 V 70°C VCT-G

4 CORES - PVC INSULATED AND SHEATHED CABLE, ROUND TYPE FLEXIBLE CONDUCTOR WITH GROUND



## Construction

- 1. Conductor : Bunch stranded annealed copper
- 2. Insulation : Polyvinyl chloride (PVC)  
Colour code : Phase - Blue, Brown, Black, Grey  
Ground - Green/Yellow
- 3. Sheath : Polyvinyl chloride (PVC), Black colour

Standard :

TIS 11 Part 101-2559



## Classification

- Maximum conductor temperature : 70°C
- Rated Voltage : 450/750 V
- AC test voltage : 2,500 V

## Application

- Use for general purpose
- Use for connecting electric appliance
- Laid on cable trays
- Install in duct in ground or direct burial in ground

Products code	Conductor						Thickness of insulation		Thickness of sheath	Overall diameter	Insulation resistance at 70°C	Current rating in free air	Cable weight	Standard length
	Cross-sectional area		Dia. of wires		Diameter		Phase	Ground						
	mm <sup>2</sup>	mm (Max.)	mm (Approx.)	mm	mm	mm			MΩ.km (Min.)	A	kg/km (Approx.)	m		
C6P304744012	1	1	0.21	0.21	1.31	1.31	0.8	0.8	1.6	13.0	0.0127	10	200	100/C
C6P3048N4012	1.5	1.5	0.26	0.26	1.58	1.58	0.8	0.8	1.6	14.0	0.0111	16	240	100/C
C6P3042P4012	2.5	2.5	0.26	0.26	2.04	2.04	0.8	0.8	1.6	15.5	0.0092	20	310	100/C
C6P304824012	4	4	0.31	0.31	2.59	2.59	0.9	0.9	1.8	18.5	0.0084	26	460	100/C
C6P304854012	6	6	0.31	0.31	3.60	3.60	0.9	0.9	2.0	21.5	0.0071	34	650	100/C
C6P304884011	10	10	0.41	0.41	4.79	4.79	1.1	1.1	2.2	26.5	0.0068	47	1,030	500/D
C6P304924011	16	16	0.41	0.41	5.88	5.88	1.1	1.1	2.6	30.5	0.0050	63	1,480	500/D
C6P304954011	25	16	0.41	0.41	7.32	5.88	1.3	1.1	2.8	36.5	0.0048	83	2,050	500/D
C6P304984011	35	16	0.41	0.41	8.61	5.88	1.3	1.1	3.1	41.5	0.0041	102	2,630	500/D

C = Packing in coil  
D = Packing in drum